



openplan  
SYSTEMS



# XPAND

MODERN BENCHING SOLUTIONS

# TABLE OF CONTENTS

XPand Overview .....	4
XPand Reach: Benching Overview .....	6
XPand Reach: Benching Options .....	8
XPand Reach: Conference Tables & Stand Alone Tables ..	11
XPand Up: Overview.....	12
XPand Up: Features.....	14
XPand Reach: Components.....	16
XPand Up: Components .....	18
Power Options .....	19





# MODERN & FULLY CUSTOMIZABLE WORK STATIONS



Out of all of Open Plan Systems' products, the XPand System is the most modern and customizable option to date!

XPand offers all of the flexibility to create workstations that best suit your business: from interchangeable storage and accessory options to stations, which range from stationary workspaces to stations with adjustable heights.

## PAIRED WITH THE ALL NEW SIGNATURE PROGRAM

The XPand System falls under our Grade 2 Signature Program, and offers the following:

- All new manufactured product
- The largest selection of fabrics and finishes
- Customizable designer looks
- No minimum or maximum purchase

## FINISHES

All Grade 2 Series fabrics (300+)

All Grade 2 Series work surfaces (19)

## PAINT

XPand Reach



WF

XPand Up



MS



WF

**XPAND REACH:** Optional painted items: End panel trim, legs, cast aluminum leg base, and screen panel trim can be painted other colors for a 1% change in discount.



# XPAND REACH BENCHING

Reach, the Benching option of our XPand System, brings the idea of an open workspace to the next level. Reach provides you with the opportunity to expand your work surfaces horizontally, allowing a more flexible workspace for you and your employees.

Designed to foster a more open environment, Reach has the perfect balance of privacy and accessibility for you and your employees.





# XPAND REACH OPTIONS



Peninsula  
Return

Power Duplexes  
(with or without  
USB)

Frosted Glass  
Screens

Complement with  
Low Desking Storage  
Box/File with Seat  
Cushion  
(standard with casters, but  
feet also available)

Cast Aluminum  
Single End Leg  
Assembly

B1 Relax  
Elevation Chair

Rectangular  
Double End Leg  
Assembly





XPAND REACH SINGLE STATION WITH EMERGE II POWERED ADJ. HEIGHT DESKTOP

# XPAND REACH CONFERENCE TABLES

Complete your office with our XPand conference table. Available with a racetrack or standard rectangular top, these tables can easily match with your current benching systems and provide a sturdy affordable area for everyone to work together and collaborate.



Conference Table Frame  
Cast Aluminum Design

Available top styles



Square Style



Racetrack Style

# STAND ALONE TABLES

Our new stand alone tables complement all our existing XPand systems with matching tapered or straight aluminum legs. Each table supports multiple top configurations to help match and expand your current office environment.



Tapered Legs



Straight Legs





Fabric Screens

Power Duplexes (with or without USB)

Bench Seat w/ Seat Cushion

822B Harmony - Mid Back Elevation Chair

Complement with Low Desking Storage Box/ File with Seat Cushion (standard with casters, but feet also available)

Wire Management Cable Tray

# XPAND UP ADJUSTABLE HEIGHT TABLES

Who really wants to be in the same position for the entire workday? The XPand Up: Adjustable Height Tables give employees the freedom to shift postures throughout the day.

Rather than staying seated at your desk all day, it is important to move about the office. Discomfort from prolonged office work can be remedied by shifting from a seated position to a standing one. Adding the XPand Up: Adjustable Height Table to your office can ensure that your employees have the tools necessary to vary their posture throughout the day.



# XPAND UP

## EXCLUSIVE FEATURES

4 Programmable Heights  
(range from 25.5" - 52")



3 Stage Lift  
Quieter Motor  
Greater Range  
Faster Speed

Covered Cable Tray  
Wire Management



Gang Station  
Increased Stability

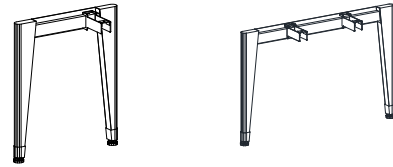


# XPAND REACH BENCHING COMPONENTS

## END LEG ASSEMBLY

Used to support both ends of XPand Reach Benching System. If you have a single run without stations facing each other, choose the single option. If you have stations facing each other, choose the double option.

### TAPERED- CAST ALUMINUM LEGS

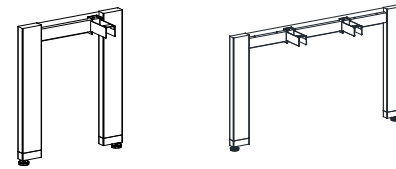


Single

Double

**Tapered- Cast Aluminum Legs:** End leg assemblies made of cast aluminum. Single and double available. Single widths: 24", 30" and 36" Double widths: 48" and 60"

### RECTANGULAR LEGS- STEEL



Single

Double

**Rectangular Legs- Steel:** Rectangular shaped end leg assemblies made of steel. Single and double available. Single widths: 24", 30" and 36" Double widths: 48" and 60"

## CONNECTOR/ LEG ASSEMBLIES

### TAPERED- CAST ALUMINUM LEGS



Mid Leg Assembly (Single)

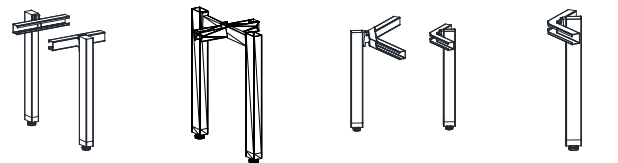
Mid Leg Assembly (Double)

45° Leg Assembly

Inside-Outside Assembly

Inside Only Assembly

### RECTANGULAR



Mid Leg Assembly (Double)

Mid Leg Assembly (Single)

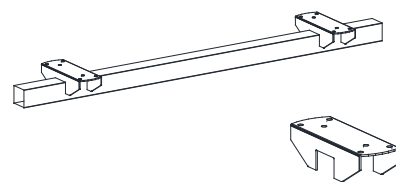
Inside-Outside Assembly

Inside Only Assembly

## STRETCHER BARS

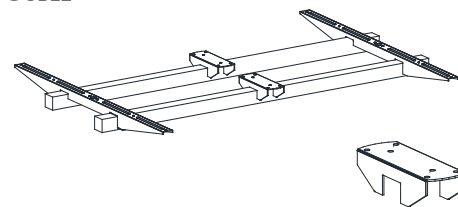
- **Single Stretcher Bars:** Connect to single end leg assemblies. Available in: 36", 42", 48", 54", 60", 66", 72", and 84"w
- **Double Stretcher Bars:** Connect to double end leg assemblies. Available in: 36", 42", 48", 54", 60", 66", 72", and 84"w

### SINGLE



Single Stretcher bars come with two Work Surface support bars

### DOUBLE



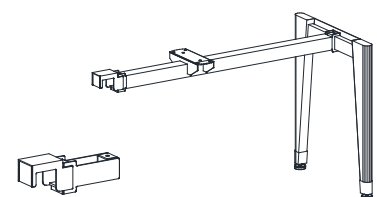
60"-84" come with two support brackets (one on each stretcher bar)

## RETURN BRACKETS

XPand offers the ability to return along the stretcher bar or mid leg.

- **Mid Leg Return Assembly:** Use if the return connects at the Mid-Leg
- **Stretcher Bar Return Assembly:** Use if the return connects at the Stretcher Bar

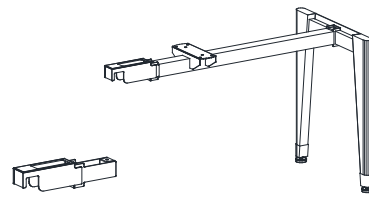
### RETURN ALONG STRETCHER BAR



Stretcher Bar Bracket

Return along Stretcher Bar assembly

### RETURN ALONG MID LEG



Mid Leg Bracket

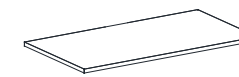
Return along Mid Leg assembly

## TABLE TOPS

Can't have a table without the top! Choose from any of our three designs!

Rectangular available in:  
24"D x: 36", 42", 48", 54", 60", 66", 72", 84" w  
30"D x: 36", 42", 48", 54", 60", 66", 72", 84" w  
36"D x: 36", 42", 48", 54", 60", 66", 72", 84" w

\*Note: 36"D not available with double end leg assembly.



Rectangular Top



Peninsula Return



120° Corner with 90° Ends:

120° Corner with 90° Ends available in:  
24"D x: 36", 42", 48", 60" corners

\*Note: Specific size Rectangular Table tops and Peninsula table tops can be used as returns.

## CONFERENCE TABLES

Be sure to complete your office with an XPand conference table.

Tops available in:  
36"D x: \*60", 72", 84" and 96" w  
42"D x: \*60", 72", 84" and 96" w  
48"D x: \*60", 72", 84" and 96" w

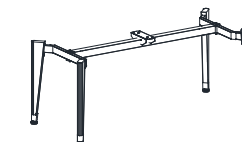
\*Note: 60" conference table tops only available in Rectangular.



Rectangular Conference



Racetrack Conference



Conference 45° Table Base (Cast aluminum)

## SCREENS

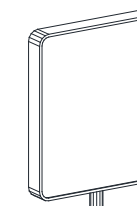
Separate your space with the XPand Screens. Screens are available in both fabric (round and square edges) and glass (clear or frosted)

Fabric and Glass Screens available in:  
14"x 36", 42", 48", 60" and 72" w

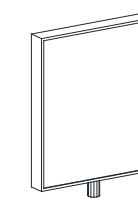
\*2" shorter fabric screens are available for use at power pole

Return Screens available in:  
14"x 24", 30" and 36" w

### FABRIC SCREENS



Rounded Edge



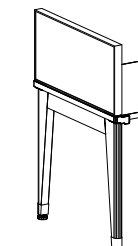
Square Edge (standard or thin)

### GLASS SCREENS

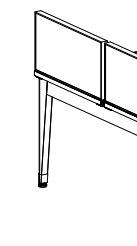


Available in clear and frosted glass

### RETURN SCREENS



Used with single leg (sold separately)



Used with double leg (Sold separately)

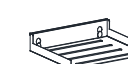
## SCREEN ACCESSORIES

With our screen accessories, you will never have to worry about becoming unorganized!

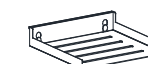
### ACCESSORY RAIL



### PHONE TRAY



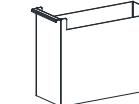
### PAPER TRAY



### PEN TRAY



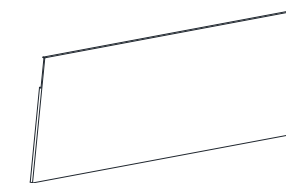
### BOX TRAY



## MODESTY PANELS

Modesty Panels are used for added privacy.

Available for 48" and 60" w Tapered Cast Aluminum leg assembly.



Modesty Panel for 48" and 60" Tapered Cast Aluminum leg assembly



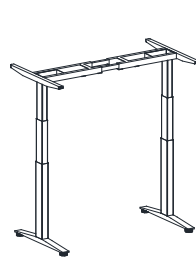
# XPAND UP ADJ. HEIGHT COMPONENTS

## ADJUSTABLE HEIGHT TABLES

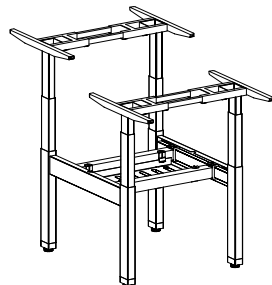
Single Table Units availability:  
48", 60" and 72"

Dual Table Units availability:  
48", 60" and 72"

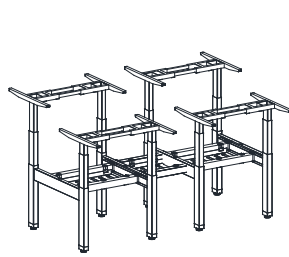
### SINGLE TABLE UNITS



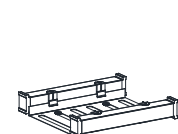
### DOUBLE TABLE UNITS



### ADD ON TABLE UNITS



### LINK



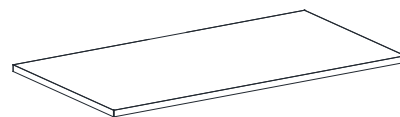
Link joins two double units together

## ADJUSTABLE HEIGHT TABLE TOPS

Available in:  
30" x: 48", 60" and 72"  
36" x: 48", 60" and 72"

Dimensions are nominal.

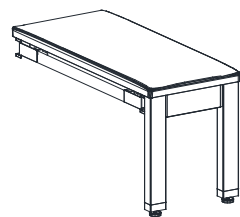
### RECTANGULAR TOP WITHOUT GROMMET



## BENCH SEAT

If you need to take a break from standing at your XPand Up: Adjustable Height Table, these benches are perfect!

(Cushion is sold separately.)



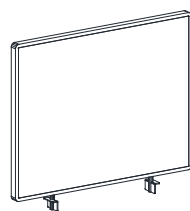
Shown with Seat Cushion-  
(Sold Separately)

## ADJUSTABLE HEIGHT SCREENS

Fabric Screen with round or square corners!

Available in: 38" x 48", 60" and 72" w

### FABRIC



## SCREEN ACCESSORIES

With our screen accessories, you will never have to worry about becoming unorganized!

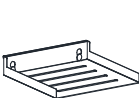
### ACCESSORY RAIL



### PHONE TRAY



### PAPER TRAY



### PEN TRAY



### BOX TRAY



# XPAND POWER OPTIONS

Our XPand Systems come with several power options. This includes a **single circuit 3-wire option** that can be plugged into the wall or a four circuit, **8-wire power option** that can be connected either in the floor or ceiling.

- The power for your system is specified by choosing between a floor or ceiling option.
- A **power block** can be used to join the in-feed to jumpers or to connect the **jumpers** together. In addition, outlets are connected to the power block. Each power block is supplied with six ports, two for power to pass through and four for duplex out connectors.
- There are two options when exploring **duplexes**. First, you can either plug in with a USB charging and two outlets or you can snap in 3-wire or 8-wire power sources. 8 Wire offers the I, II, III and IV circuits and is available with or without USB charging capabilities.
- Power strips** are an easy, plug-in option, to run power along stations. They can be concealed along cable trays.
- There are multiple **wire management** options available for XPand! To see our full selection, visit [www.openplan.com](http://www.openplan.com).

### WIRE MANAGEMENT



Multiple wire management options are available for any XPand configuration!

### CABLE TRAY



Available in 18", 24" and 30"

### CABLE HOLDER CLIP



### 3 WIRE (1 CIRCUIT) JUMPERS 8 WIRE (4 CIRCUITS) JUMPERS



The 3 Wire (1 Circuit) and the 8 Wire (4 Circuit) Jumpers are available in 24", 30", 36", 42", 48", 60", and 72"

### POWER ENTRY AND POWER BLOCK



3 Wire (1 Circuit) or  
8 Wire (4 Circuits)

### POWER STRIP WITH OR W/O USB



Each Power Strip comes with 4 power inputs. An upgraded version with 2 additional USB ports is also available. Both power strips can be chained together.

\*Must purchase with a power entry option (plugin or infeed) sold separately.

### REAR CLAMP DUPLEX DESK MOUNT WITH USB



Plugin style. Available in both black and white finishes.

### DUPLEX CABLE TRAY MOUNT W/O USB



\*Must have cable tray for duplex

### DUPLEX CABLE TRAY MOUNT WITH USB



\*Must have cable tray for duplex





[www.openplan.com](http://www.openplan.com) | [sales@openplan.com](mailto:sales@openplan.com) | 844.OPS.OPS1 | REV 05.07.20  
© 2019 Open Plan Systems. All Rights Reserved.

All content is subject to change. For the most current revision, visit [www.openplan.com](http://www.openplan.com).