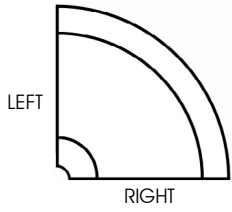


CONNECTORS

CONNECTORS FORM

SALES ORDER NUMBER _____
 PO NUMBER _____ SHIP DATE _____
 DEALER NAME _____
 CSR NAME _____
 PAINT COLOR _____
 BASE COLOR _____ BASE STYLE B1 B2 TB (THIN BASE)

2-WAY CONNECTOR DROPS

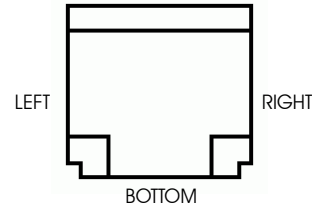


TYPE	HEIGHT
Connector	_____
Left	_____
Right	_____
TOTAL	_____
<input type="checkbox"/> 120°	

TYPE	HEIGHT
Connector	_____
Left	_____
Right	_____
TOTAL	_____
<input type="checkbox"/> 120°	

TYPE	HEIGHT
Connector	_____
Left	_____
Right	_____
TOTAL	_____
<input type="checkbox"/> 120°	

3-WAY CONNECTOR DROPS

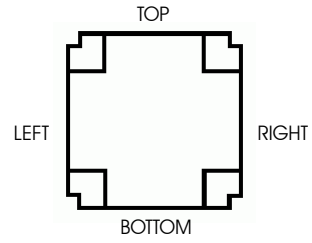


TYPE	HEIGHT
Connector	_____
Left	_____
Right	_____
Bottom	_____
TOTAL	_____
<input type="checkbox"/> 120°	

TYPE	HEIGHT
Connector	_____
Left	_____
Right	_____
Bottom	_____
TOTAL	_____
<input type="checkbox"/> 120°	

TYPE	HEIGHT
Connector	_____
Left	_____
Right	_____
Bottom	_____
TOTAL	_____
<input type="checkbox"/> 120°	

4-WAY CONNECTOR DROPS



TYPE	HEIGHT
Connector	_____
Top	_____
Left	_____
Right	_____
Bottom	_____
TOTAL	_____

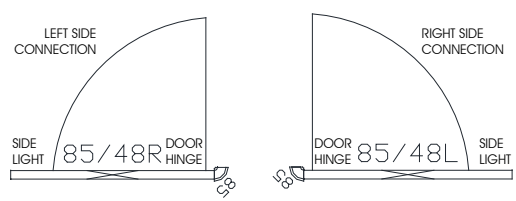
TYPE	HEIGHT
Connector	_____
Top	_____
Left	_____
Right	_____
Bottom	_____
TOTAL	_____

TYPE	HEIGHT
Connector	_____
Top	_____
Left	_____
Right	_____
Bottom	_____
TOTAL	_____

NOTES:
 - If a door is connecting to a PTP, bottom of a 3-Way or 4-Way, no form or note is needed.

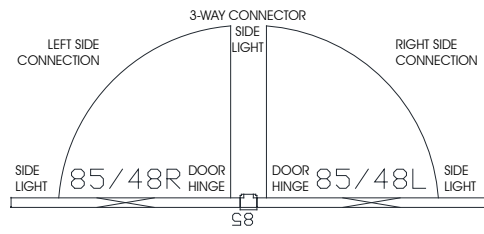
ADD NOTE TO CONNECTOR LINE:
 - 2WY85A2.XX
 (1) 2WY85A2 Connection to door hinge (see form)
 - 3WY85A2.XX
 (1) 3WY85A2 Connection to door hinge (see form)

2-WAY DOOR CONNECTORS



QTY _____ QTY _____

3-WAY DOOR CONNECTORS



QTY _____ QTY _____