

















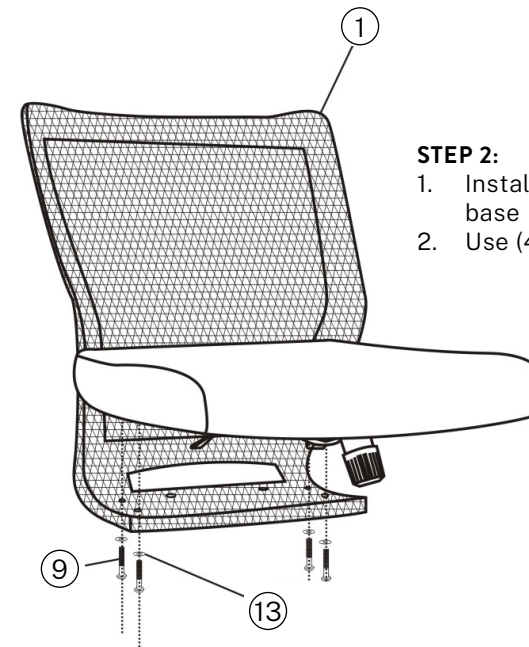
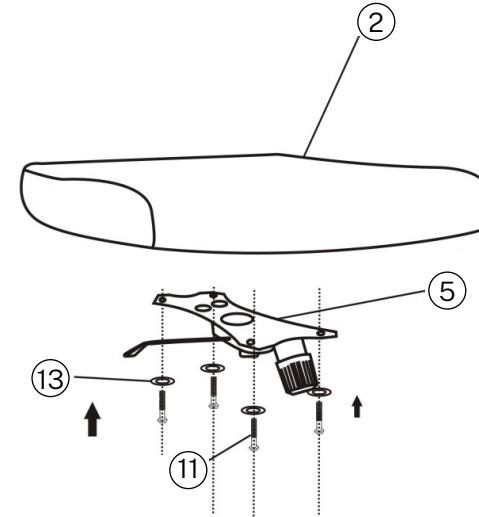
MOTIVATE - MID BACK

ASSEMBLY GUIDE

① Assembled Back 	② Seat 	③ Armrest (2) 
⑥ Gas Lift 	④ Armrest Support Bar 	⑤ Seat Base 
⑨ M6x35 screw (2) 	⑦ Base 	⑧ Casters (5) 
⑫ 2x6 screw (2) 	⑩ M6x30 screw (2) 	⑪ M6x25 screw (6) 
⑮ M2 Allen Wrench 	⑬ Washer (10) 	⑭ Gas Lift Cover 
	⑰ M6 Allen Wrench 	

STEP 1:

1. Install seat to the seat base
2. Use (4) M6x25 screws and washers



STEP 2:

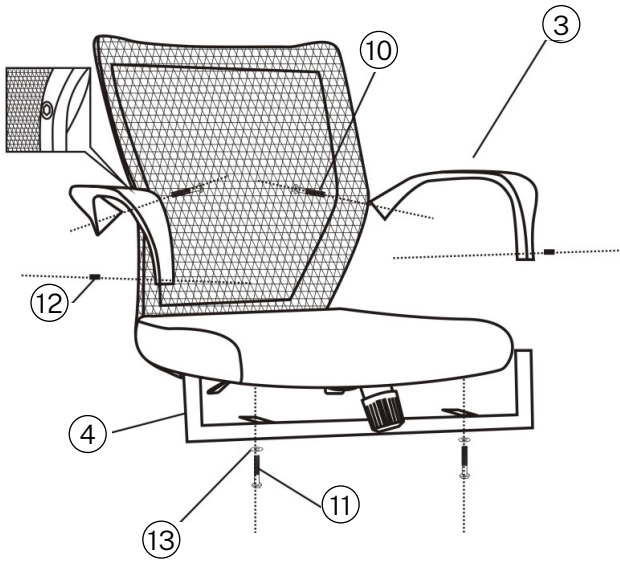
1. Install assembled back to the seat base
2. Use (4) M6x35 screws and washers

MOTIVATE - MID BACK

ASSEMBLY GUIDE

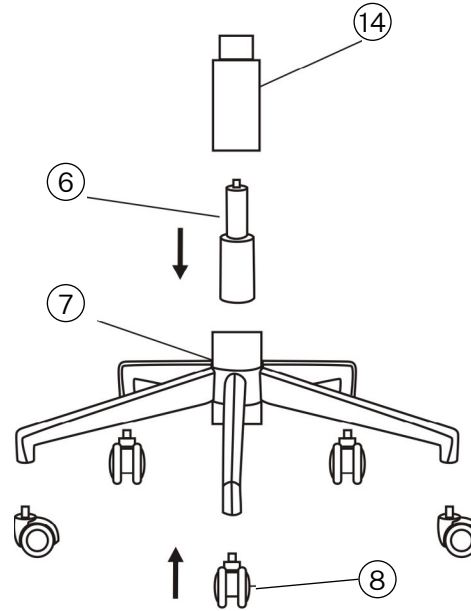
STEP 3:

1. Attach armrest to chair back using (2) M6x30 screws
2. Attach armrest support bar using (2) M6x25 screws and washers
3. Attach armrest to support bar using (2) 2x6 screws



STEP 4:

1. Lower gas lift and gas lift cover into chair base
2. Insert (5) casters into the legs of the base



STEP 5:

1. Attach installed chair seat and back onto chair base

